


Wikov innovative flexible-pin planetary gearboxes bring weight & space saving solution for wide range of industrial applications. Field proven flexible-pin and multi-satellite arrangement ensures higher reliability of complete drive thanks to equal load distribution and compensating deflections.

Our success is based on experience we gained in our 130 years history, international team of R&D specialists and state of the art production technologies. These main pillars lead to identifying the best solution for you with maximizing functional and economical parameters of your application.

Orbi-flex

Innovative Flexible Pin Planetary Gear Units by Wikov



Wikov Manufacturing Facility

Contacts

Wikov MGI a.s.

Zbečnick 356
549 31 Hronov
Czech Republic
T: +420 491 488 111
F: +420 491 488 412
E: mgi@wikov.com
www.wikov.com

Wikov Gear s. r. o.

Tylova 1/57
316 00 Pilsen
Czech Republic
T: +420 377 177 314
F: +420 377 177 119
E: gear@wikov.com
www.wikov.com

Your Local Partner

DCL Engineering Group

27 Malta Street
NSW 2165 Fairfield East
Australia
T: +61 (0) 2 9754 1300
F: +61 (0) 2 9754 1500
E: greggreen@dcleng.com.au
www.dcleng.com.au

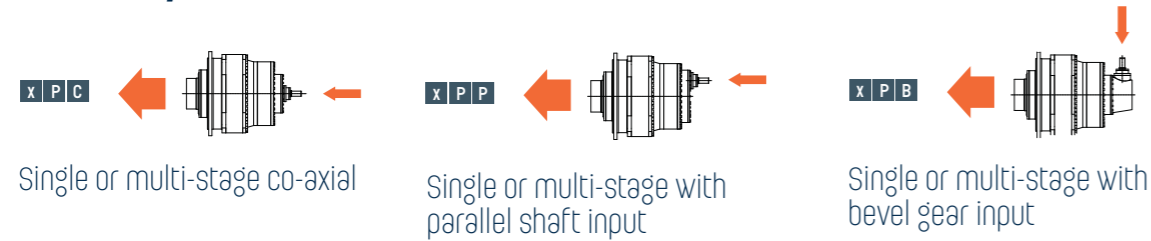
AU1506

© Wikov Industry a.s. 2015




The Essence of Engineering

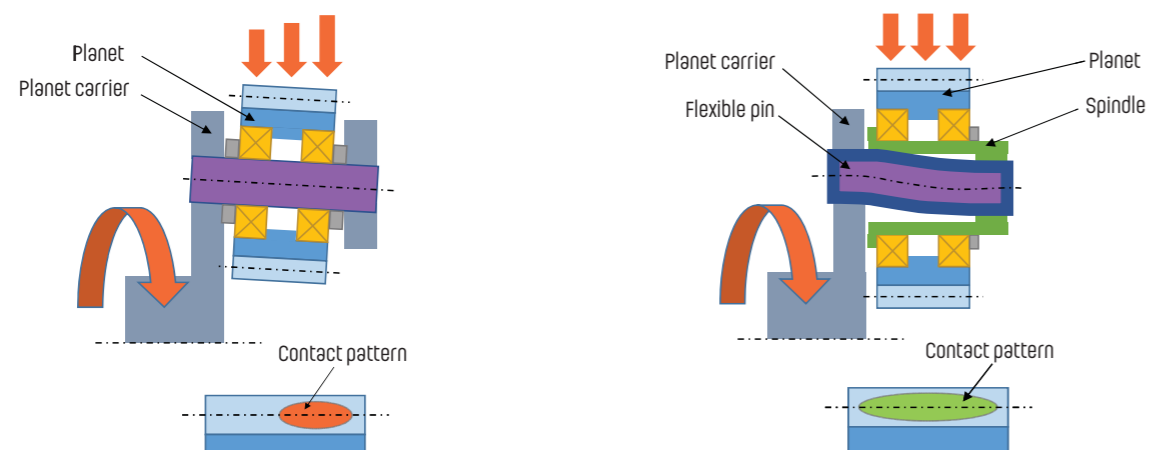
Basic Layouts



Mounting Arrangements



Conventional vs. Flexible Pin Design



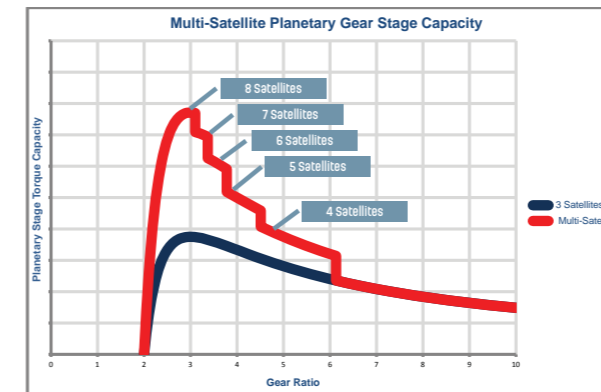
Conventional planetary stage

- | Carrier must be rigid
- | Deformations of the structure result in the non-equal load sharing and edge contact

Flexible pin planetary stage

- | Planets movement is parallel under the load
- | Equal load sharing

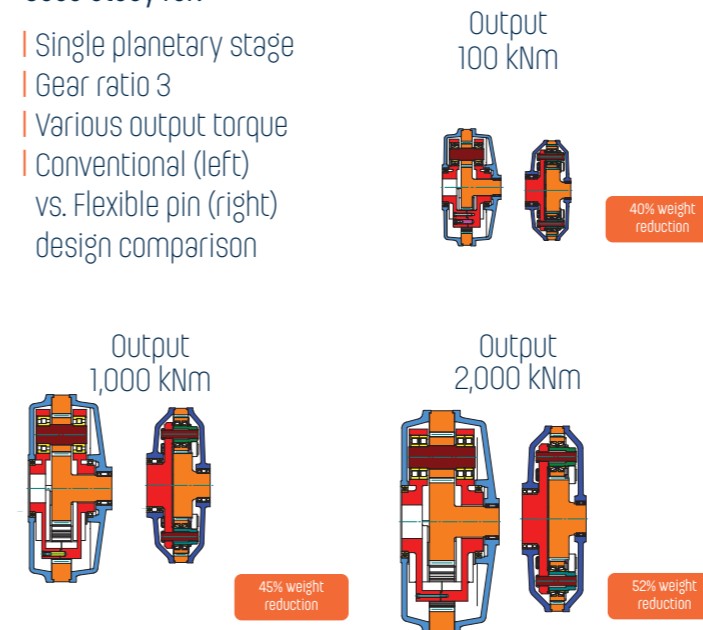
Multi - Satellite Arrangements



Weight & Space Savings


Case study for:

- | Single planetary stage
- | Gear ratio 3
- | Various output torque
- | Conventional (left) vs. Flexible pin (right) design comparison



Applications

- | Shredder & Crusher Drives
- | Apron Feeder Drives
- | Cane Mills Drives
- | Winch & Crane Drives
- | Track & Wheel Drives
- | Pump Drives
- | Pipe Tensioner Drives
- | Jack-up Drives
- | many others



Orbi-flex – Basic Parameters

1, 2 or 3 stage planetary gearboxes

Modular design

Basic gear ratios (for planetary arrangement) from 3.6 to 280

Nominal output torque from 110 - 2,300 kNm in 21 basic sizes

Weights from 800 to 16,900 kg

Other sizes on requests

Offset and angled arrangements available on request

Patented flexible pin technology used for high torque stages

Orbi-flex - Benefits

Multi-satellite arrangement

Simple open carrier design

Compact dimensions

High power density

Better safety factors and lifetime of gears and bearings

Shock load resistance

Flexible-pin design incorporates the overload stop

Can be used with helical gears

Robust technology proven by 50+ years of operation in different kind of applications